

Scaled data based on original data using
LM-79-08 Approved Method: Electrical and Photometric Measurements of Solid-
State Lighting Products

Test Report Prepared for
Cooper Lighting Solutions
(formerly Eaton)

Brand: INVUE

Report Number: P173431

Luminaire Tested: **ENC-FXX-LED-E1-SLL-CWB**

Issue Date: 03/03/2020

Test Information

Test Method: LM-79-08
Report Number: P173431
REPORT IS SCALED FROM IESNA LM-79-08 TEST DATA (P33647)
Test Lab: INNOVATION CENTER-P3
Issue Date: 03/03/2020
Manufacturer: COOPER LIGHTING SOLUTIONS (FORMERLY EATON)
Product Line: INVUE
Catalog Number: ENC-FXX-LED-E1-SLL-CWB
Description: ENTRI LED LUMINAIRE, EMERGENCY MODE
LIGHTBARS WITH AccuLED OPTICS - 90° SPILL LIGHT ELIMINATOR LEFT
Light Source: (14) 4000K CCT, 70 CRI LEDs
Ballast/Driver: -

Summary

Lumens per Lamp: N/A
Luminaire Lumens: 1301.4 lumens
Efficiency: N/A
Efficacy: 236.6 lumens/watt
Luminous Opening: Rectangular (W 1' x L: 0.33' x H: 0')
IES Classification: Type IV - Short - Non-Cutoff
BUG Rating: B0 - U0 - G1

Input Watts (W): 5.5
Input Voltage (V): NR
Input Current (Ain): NR
Voltage Rise (V): NR
Power Factor: NR
Total Harmonic Distortion (THDi): NR
Frequency (hertz): 60
Stabilization Time: NR
Operation Time: NR
Ambient Temperature (°C): NR
Test Distance: 25 FT

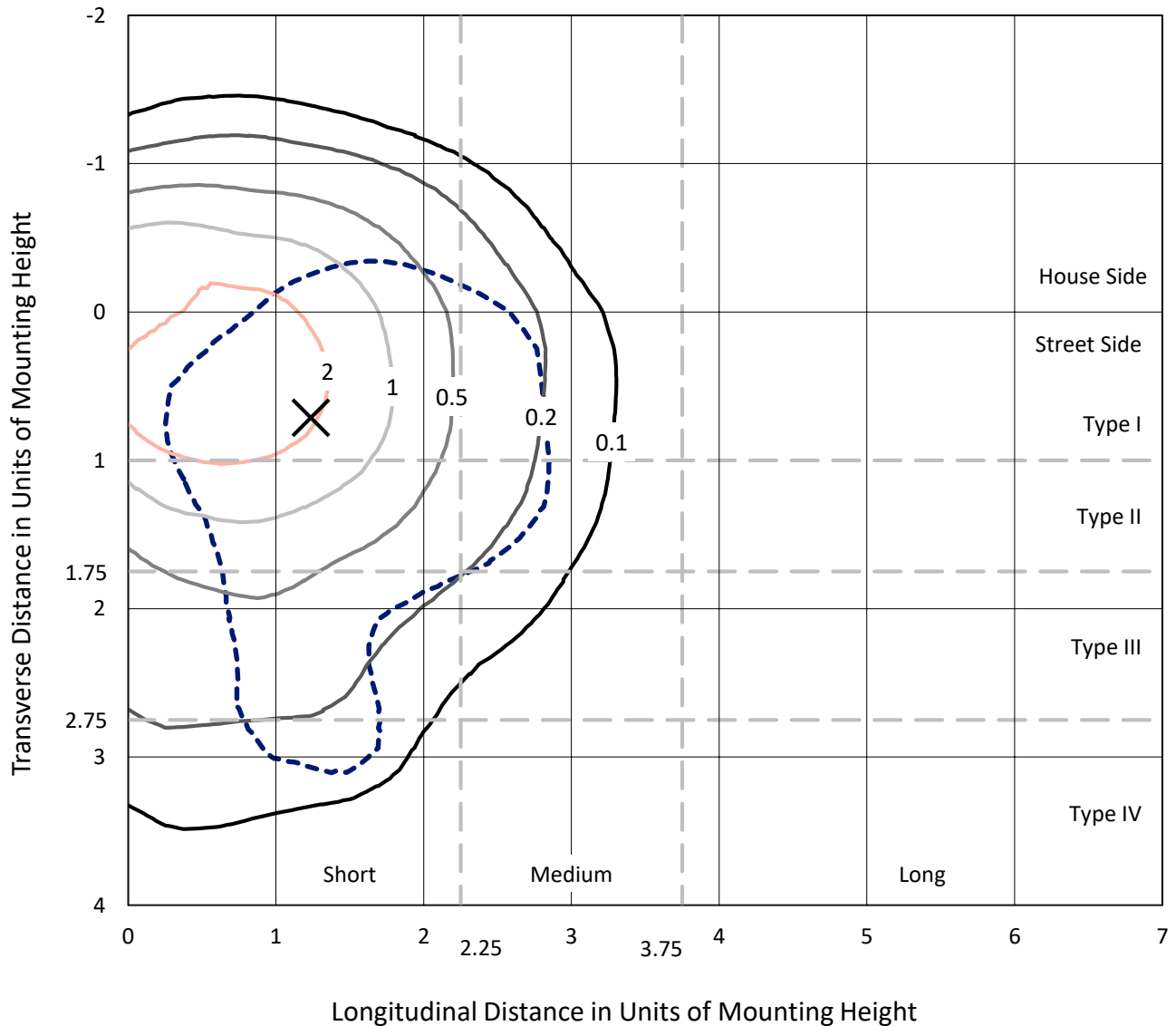


REPORT NUMBER: P173431

CATALOG NUMBER: ENC-FXX-LED-E1-SLL-CWB

Iso-Footcandle Lines of Horizontal Illumination

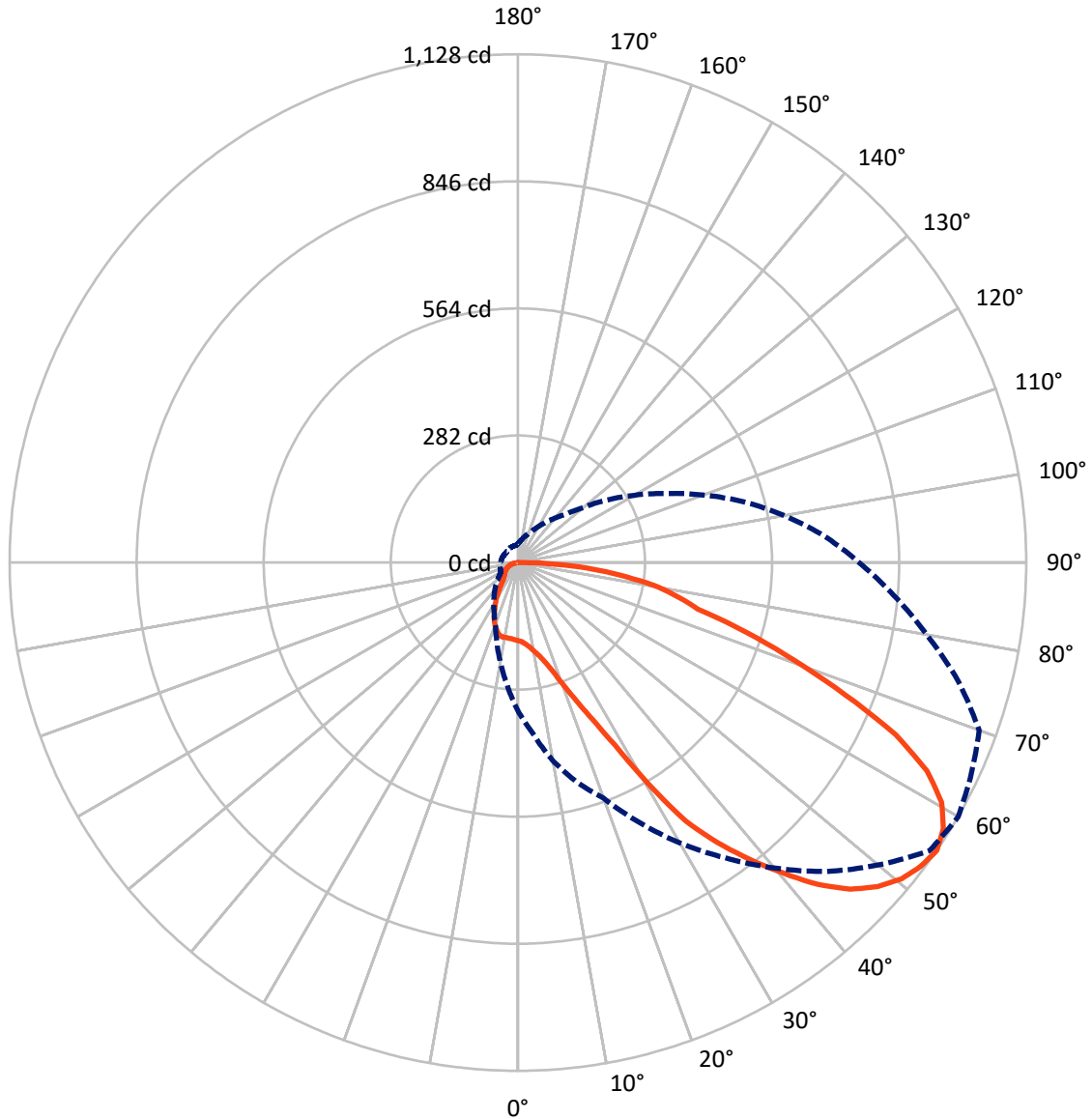
✕ Max cd
 - - - 1/2 Max cd



Based on 10 foot mounting height. Maximum calculated value = 4.2 fc
 Type IV - Short - Non-Cutoff

REPORT NUMBER: P173431
CATALOG NUMBER: ENC-FXX-LED-E1-SLL-CWB

Luminous Intensity Polar Plot



— Vertical Plane Through 60-Deg Lateral - - - Horizontal Cone Through 55-Deg Vertical

REPORT NUMBER: P173431

CATALOG NUMBER: ENC-FXX-LED-E1-SLL-CWB

FLUX DISTRIBUTION:

		Downward	Upward	Total
House Side	Lumens	325.3	0.0	325.3
	% Fixture	25.0	0.0	25.0
Street Side	Lumens	976.1	0.0	976.1
	% Fixture	75.0	0.0	75.0
Total	Lumens	1301.4	0.0	1301.4
	% Fixture	100.0	0.0	100.0

Coefficient of Utilization

ZONAL LUMENS:

Zone	Lumens	% Fixture
0°-10°	17.1	1.3
10°-20°	56.2	4.3
20°-30°	109.0	8.4
30°-40°	171.3	13.2
40°-50°	229.0	17.6
50°-60°	268.6	20.6
60°-70°	254.8	19.6
70°-80°	153.8	11.8
80°-90°	41.7	3.2
90°-100°	0.0	0.0
100°-110°	0.0	0.0
110°-120°	0.0	0.0
120°-130°	0.0	0.0
130°-140°	0.0	0.0
140°-150°	0.0	0.0
150°-160°	0.0	0.0
160°-170°	0.0	0.0
170°-180°	0.0	0.0
0°-90°	1301.4	100.0
0°-180°	1301.4	100.0



REPORT NUMBER: P173431

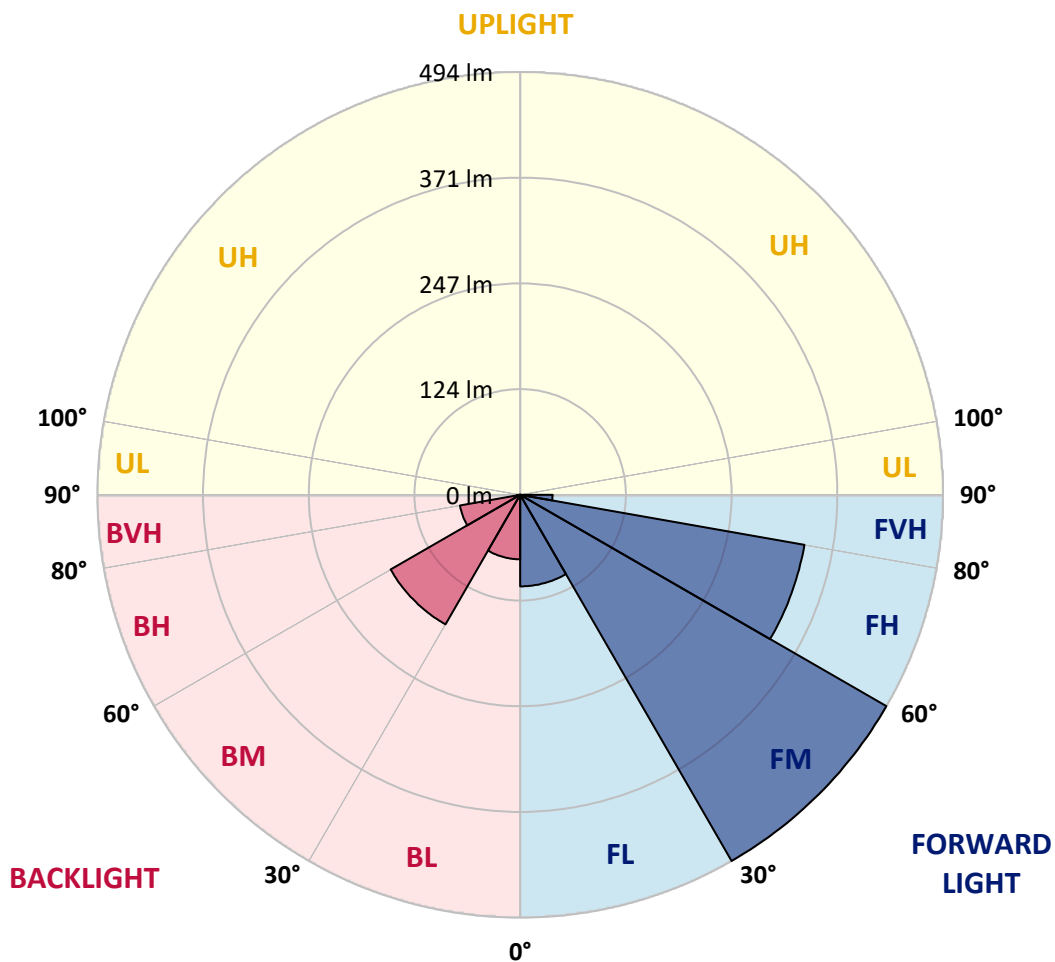
CATALOG NUMBER: ENC-FXX-LED-E1-SLL-CWB

LUMINAIRE CLASSIFICATION SYSTEM LUMEN TABLE AND BUG RATING:

Zone	Lumens	% Fixture	Zone Rating/Lumen Limit		
			B	U	G
FL (0°-30°)	107.0	8.2			
FM (30°-60°)	494.0	38.0			
FH (60°-80°)	337.2	25.9			G0/660
FVH (80°-90°)	37.9	2.9			G1/100
BL (0°-30°)	75.3	5.8	B0/110		
BM (30°-60°)	174.8	13.4	B0/220		
BH (60°-80°)	71.4	5.5	B0/110		G0/110
BVH (80°-90°)	3.8	0.3			G0/10
UL (90°-100°)	0.0	0.0		U0/0	
UH (100°-180°)	0.0	0.0		U0/0	

BUG Rating: B0-U0-G1

Type IV Short





REPORT NUMBER: P173431

CATALOG NUMBER: ENC-FXX-LED-E1-SLL-CWB

CANDELA DISTRIBUTION (FULL):

	0°	5°	10°	15°	20°	25°	30°	35°	40°	45°	50°
0°	173.5	173.5	173.5	173.5	173.5	173.5	173.5	173.5	173.5	173.5	173.5
2.5°	177.2	176.9	177.2	176.9	176.9	176.9	177.2	176.9	176.1	176.1	176.4
5°	181.5	181.5	181.5	181.8	181.8	182.0	182.5	182.0	181.8	183.1	182.0
7.5°	186.6	186.6	187.4	187.6	188.4	188.4	189.5	189.2	190.3	191.1	190.3
10°	194.3	193.5	195.4	195.4	197.5	197.8	198.9	199.1	201.0	202.6	201.3
12.5°	205.5	206.1	209.3	209.8	212.5	212.5	212.5	213.6	214.9	215.9	214.6
15°	225.6	226.6	230.9	231.2	235.7	233.9	236.0	236.3	236.0	236.8	234.9
17.5°	251.5	254.4	260.6	261.9	264.1	267.8	267.8	267.3	268.6	269.4	264.3
20°	283.3	288.4	295.3	298.0	303.9	310.3	310.0	309.0	309.2	307.1	301.5
22.5°	319.1	330.6	342.1	346.4	350.7	358.7	363.7	362.2	363.5	358.7	353.6
25°	360.0	378.7	396.1	402.5	418.0	432.2	434.3	433.3	427.4	422.8	417.8
27.5°	385.1	409.7	433.5	449.8	476.3	499.0	503.5	511.0	512.9	516.6	504.4
30°	390.5	421.2	450.9	475.7	507.6	534.5	564.5	586.7	601.6	613.4	605.4
32.5°	394.2	429.0	461.8	493.1	519.3	558.6	596.3	629.2	673.0	689.0	704.3
35°	395.3	435.1	472.3	507.6	541.5	580.5	620.9	656.9	716.3	763.9	796.5
37.5°	393.7	439.7	483.2	526.3	566.6	609.6	652.2	687.4	745.2	806.6	850.5
40°	387.3	438.1	487.8	536.2	585.1	638.3	686.9	725.1	779.1	851.8	910.1
42.5°	379.0	431.4	486.2	539.4	594.4	656.9	715.8	762.3	821.9	895.4	961.6
45°	368.6	423.1	479.8	535.9	595.2	664.7	731.8	791.4	854.7	936.5	1000.4
47.5°	355.7	411.3	471.2	528.1	589.9	665.0	739.3	807.4	876.9	964.8	1033.8
50°	343.7	399.0	461.6	517.7	579.7	658.3	738.5	814.7	890.5	981.4	1053.8
52.5°	334.3	388.6	453.3	509.4	567.9	647.3	730.5	811.2	892.7	983.6	1057.6
55°	328.5	380.1	446.3	503.8	556.2	635.6	718.2	799.1	884.7	969.4	1043.7
57.5°	329.3	378.4	442.3	502.7	547.6	625.4	704.3	782.0	859.8	940.5	1017.2
60°	337.6	381.9	440.2	495.3	553.0	626.5	698.1	763.1	825.3	899.6	971.3
62.5°	358.4	396.6	443.7	500.3	564.0	636.6	694.1	733.7	770.8	845.1	918.1
65°	398.0	431.1	468.8	518.5	580.8	650.8	677.8	685.8	709.6	780.4	852.9
67.5°	436.7	476.0	497.4	529.2	587.5	654.8	658.3	623.8	623.3	692.2	744.6
70°	474.1	531.1	539.6	557.3	597.1	650.5	638.0	571.4	541.2	550.6	581.1
72.5°	449.5	534.8	541.0	546.3	570.1	619.8	605.4	515.6	448.0	435.9	470.4
75°	343.2	451.4	465.9	456.5	469.6	507.6	504.9	434.6	411.6	419.6	433.0
77.5°	247.0	348.0	379.3	348.8	345.3	369.9	363.0	368.8	412.4	424.2	421.0
80°	143.3	221.0	265.7	236.5	226.1	241.6	268.9	310.0	357.6	383.0	387.8
82.5°	89.6	130.4	177.5	166.3	152.1	179.3	221.6	250.4	274.0	297.2	298.5
85°	38.8	55.8	86.6	90.9	112.5	136.9	170.5	178.8	204.5	222.4	206.9
87.5°	1.3	1.3	20.9	31.0	55.1	98.9	133.9	119.7	121.3	106.4	99.2
90°	0.0	0.0	0.0	0.0	0.0	0.0	0.0	0.0	0.0	0.0	0.0



REPORT NUMBER: P173431

CATALOG NUMBER: ENC-FXX-LED-E1-SLL-CWB

CANDELA DISTRIBUTION (continued):

	55°	60°	65°	70°	75°	80°	85°	90°	95°	100°	105°
0°	173.5	173.5	173.5	173.5	173.5	173.5	173.5	173.5	173.5	173.5	173.5
2.5°	176.4	175.9	176.1	175.3	175.3	175.6	175.6	174.8	174.8	174.8	174.5
5°	182.5	182.0	181.8	181.2	180.4	181.0	180.1	179.6	178.8	178.6	177.7
7.5°	190.6	189.8	189.5	188.2	187.1	186.6	186.0	184.2	183.3	182.8	181.8
10°	199.9	199.9	199.4	196.7	195.9	194.0	192.2	190.0	188.4	186.0	184.7
12.5°	211.9	212.7	210.9	208.5	206.6	202.9	199.4	196.5	193.3	189.8	187.6
15°	229.9	230.4	226.6	224.5	221.6	217.3	211.9	207.1	202.3	197.5	193.5
17.5°	256.3	255.5	250.2	248.0	243.0	235.7	228.5	222.1	214.9	208.2	203.1
20°	294.5	291.3	277.4	276.6	270.2	260.0	249.6	240.3	230.6	222.1	213.6
22.5°	341.1	333.8	323.7	312.2	299.9	288.7	276.4	263.3	251.2	240.6	231.2
25°	401.7	385.7	376.3	360.8	350.1	330.3	313.2	302.8	286.5	274.2	262.2
27.5°	482.7	457.3	443.7	426.8	403.1	389.2	365.9	345.8	328.5	308.2	294.8
30°	587.7	569.0	534.8	511.3	478.4	444.8	416.1	389.9	367.2	342.9	323.1
32.5°	695.7	683.9	643.9	600.0	550.0	500.6	458.6	426.3	396.6	369.4	346.7
35°	787.4	763.1	723.8	677.8	613.7	556.5	503.3	462.1	425.2	391.3	362.7
37.5°	846.4	835.8	795.9	743.8	673.5	611.8	556.7	508.1	462.1	417.8	380.9
40°	912.2	906.0	872.6	808.8	743.8	668.2	605.4	554.1	504.6	451.7	403.3
42.5°	971.0	976.6	942.4	886.3	811.2	725.9	659.1	602.2	545.8	491.8	435.9
45°	1023.7	1033.8	1008.7	956.6	874.3	781.0	711.2	649.2	587.7	528.7	466.4
47.5°	1063.2	1074.2	1053.1	1012.2	926.4	827.0	756.9	687.4	623.0	555.1	489.1
50°	1096.4	1102.8	1086.7	1050.9	968.6	871.6	793.5	720.6	649.2	576.0	503.8
52.5°	1115.6	1119.3	1103.6	1077.6	1000.7	904.7	822.1	743.6	667.7	590.4	513.4
55°	1114.5	1127.6	1109.7	1088.9	1010.6	920.5	837.1	756.7	681.3	599.8	519.1
57.5°	1093.7	1112.9	1104.6	1078.7	1002.3	919.4	839.2	764.1	690.1	603.0	516.4
60°	1053.6	1080.0	1085.9	1049.1	969.1	890.0	818.9	755.6	681.8	588.8	500.1
62.5°	996.9	1018.3	1033.5	983.3	904.2	829.1	773.5	723.5	648.4	546.8	466.4
65°	911.4	921.3	925.6	879.1	801.5	751.6	715.2	672.2	588.8	487.2	414.3
67.5°	784.2	782.9	787.1	765.5	708.3	682.1	658.0	611.3	514.0	419.1	346.4
70°	623.5	651.3	674.9	651.9	616.3	590.2	570.1	514.8	410.5	323.7	263.3
72.5°	507.6	530.3	543.1	523.1	488.6	469.9	443.4	388.4	288.9	230.1	180.7
75°	428.7	412.1	419.9	407.3	375.5	348.5	333.3	272.6	189.5	152.3	112.5
77.5°	387.3	360.8	344.0	317.0	280.6	249.9	234.4	169.5	119.5	89.8	64.9
80°	342.4	305.8	261.9	218.4	187.1	168.1	157.4	96.7	65.8	52.1	37.4
82.5°	260.3	225.9	183.3	151.8	124.8	108.8	96.5	55.3	37.1	27.5	21.4
85°	166.8	153.7	140.3	124.8	104.5	83.9	64.7	40.4	27.3	15.8	11.8
87.5°	80.5	66.8	66.3	61.2	58.3	46.0	27.3	9.4	5.9	5.1	3.2
90°	0.0	0.0	0.0	0.0	0.0	0.0	0.0	0.0	0.0	0.0	0.0



REPORT NUMBER: P173431

CATALOG NUMBER: ENC-FXX-LED-E1-SLL-CWB

CANDELA DISTRIBUTION (continued):

	110°	115°	120°	125°	130°	135°	140°	145°	150°	155°	160°
0°	173.5	173.5	173.5	173.5	173.5	173.5	173.5	173.5	173.5	173.5	173.5
2.5°	174.0	173.7	173.2	173.2	172.9	172.7	172.4	172.4	172.7	172.1	171.9
5°	176.9	176.7	175.9	175.6	175.3	174.8	174.8	174.5	174.5	174.0	173.7
7.5°	180.4	179.9	179.3	179.1	178.3	178.3	178.3	178.8	178.8	178.8	179.1
10°	183.9	182.5	182.0	182.0	181.8	182.0	182.8	183.3	184.2	184.7	185.2
12.5°	185.7	184.4	183.9	183.3	184.2	184.2	185.5	187.1	188.4	189.8	190.3
15°	190.6	188.2	187.1	185.7	185.7	185.7	187.1	188.4	190.0	191.6	191.9
17.5°	198.9	194.6	192.4	189.5	188.7	187.6	187.6	188.2	189.2	190.6	190.6
20°	207.1	202.9	199.4	196.2	194.0	191.1	188.9	187.1	186.3	186.8	186.8
22.5°	222.1	217.0	212.7	207.4	202.6	198.9	193.5	188.9	185.5	184.4	183.6
25°	249.1	241.9	234.7	226.6	221.3	214.4	206.9	199.4	192.4	187.6	183.3
27.5°	279.0	269.1	258.7	246.2	237.6	227.2	217.3	206.6	198.0	190.8	183.1
30°	307.6	289.2	274.2	258.5	244.6	230.4	218.1	205.5	196.2	187.6	178.3
32.5°	321.8	299.9	279.6	259.8	243.0	226.6	213.3	199.1	189.2	179.6	168.4
35°	331.7	305.5	281.2	258.2	239.2	221.3	206.1	191.4	179.6	168.6	155.8
37.5°	344.0	311.1	282.5	256.8	234.7	214.4	197.2	180.7	167.3	155.6	142.2
40°	360.0	319.7	284.1	253.1	227.7	204.7	187.1	169.2	155.0	142.5	130.2
42.5°	382.2	331.4	286.0	248.6	220.0	195.9	177.7	160.4	145.4	132.0	119.7
45°	404.1	345.1	290.8	247.2	214.9	190.3	171.0	152.6	136.9	122.7	108.5
47.5°	420.4	355.2	295.9	248.0	211.9	184.4	163.8	143.3	125.6	110.1	95.7
50°	430.8	361.6	300.4	250.2	209.3	176.7	152.3	131.5	113.3	98.1	83.7
52.5°	436.2	363.5	302.0	249.4	202.3	164.4	140.1	120.0	102.6	87.7	74.8
55°	437.8	361.6	298.5	241.9	190.3	152.1	128.8	109.9	93.0	78.8	67.3
57.5°	432.2	353.6	286.2	226.6	174.2	140.3	116.8	98.4	82.3	69.8	59.3
60°	414.0	335.2	264.6	202.9	156.3	124.6	101.0	82.9	69.8	58.8	51.6
62.5°	380.9	303.9	235.2	173.2	131.8	102.9	80.7	64.9	54.3	46.5	42.8
65°	339.4	261.1	191.1	137.6	100.8	76.7	58.0	47.6	40.1	35.5	33.7
67.5°	277.4	204.2	143.0	98.1	69.5	52.1	39.3	33.7	30.5	29.1	28.6
70°	199.7	141.6	94.6	63.6	45.2	35.5	28.6	26.2	24.9	24.9	25.1
72.5°	131.5	87.4	57.7	40.6	32.1	26.7	23.2	22.2	22.2	22.7	23.0
75°	77.0	50.8	35.5	29.7	25.4	22.4	20.6	19.8	19.8	20.0	20.0
77.5°	45.4	31.3	25.4	22.4	20.6	19.2	18.2	17.1	16.8	16.8	17.6
80°	28.1	22.2	19.8	17.9	16.6	15.5	14.4	14.4	14.4	14.2	14.7
82.5°	18.2	15.8	15.5	15.0	13.4	12.3	11.2	11.2	11.8	11.2	11.5
85°	10.9	10.4	10.2	10.2	9.6	9.1	8.3	8.3	9.1	8.8	7.7
87.5°	2.9	2.7	3.5	3.2	3.8	3.8	3.8	4.3	5.6	7.2	5.3
90°	0.0	0.0	0.0	0.0	0.0	0.0	0.0	0.0	0.0	0.0	0.0



REPORT NUMBER: P173431

CATALOG NUMBER: ENC-FXX-LED-E1-SLL-CWB

CANDELA DISTRIBUTION (continued):

	165°	170°	175°	180°	185°	190°	195°	200°	205°	210°	215°
0°	173.5	173.5	173.5	173.5	173.5	173.5	173.5	173.5	173.5	173.5	173.5
2.5°	171.6	171.9	171.3	171.0	171.3	171.6	170.8	170.5	170.3	170.0	170.3
5°	173.5	173.5	172.7	172.1	172.1	171.9	171.0	170.8	169.7	169.5	170.3
7.5°	178.8	178.6	177.7	176.9	176.7	176.7	174.8	174.0	173.5	171.9	172.1
10°	185.0	185.0	185.2	184.2	182.8	182.5	180.4	179.1	178.3	176.9	176.4
12.5°	189.8	188.9	188.7	187.1	185.7	185.2	183.3	182.3	181.2	179.9	179.6
15°	191.4	189.8	188.7	186.8	185.2	184.2	182.5	181.5	180.1	179.3	178.8
17.5°	189.8	188.2	186.6	184.4	182.3	181.0	179.1	177.5	176.9	175.9	174.2
20°	186.3	184.4	182.5	179.9	177.5	175.6	173.5	172.1	170.5	168.9	165.7
22.5°	182.0	179.9	178.0	174.5	172.1	170.0	167.6	165.4	163.6	160.4	155.6
25°	179.1	174.5	171.3	166.5	163.8	161.2	160.1	158.0	155.3	149.7	143.8
27.5°	174.8	166.5	160.6	155.8	152.1	148.9	147.0	144.6	141.9	136.6	130.4
30°	167.6	158.0	152.3	147.3	143.0	139.5	136.0	131.5	128.0	121.9	117.6
32.5°	156.6	148.6	143.5	138.7	133.1	128.6	124.3	119.0	113.9	107.7	104.0
35°	144.3	137.1	130.7	125.6	119.7	115.2	110.7	104.5	99.7	94.1	90.6
37.5°	131.5	123.7	116.3	110.4	105.0	99.9	96.0	90.1	85.0	79.6	77.8
40°	120.0	111.2	103.2	97.3	91.4	86.3	82.0	75.9	71.6	67.9	65.8
42.5°	108.8	99.4	91.9	85.8	79.9	74.6	69.0	64.1	60.4	58.8	55.8
45°	96.2	86.6	79.4	72.7	67.9	62.3	58.0	54.8	52.4	51.1	49.2
47.5°	83.4	75.4	67.9	61.7	55.8	51.1	48.4	46.8	46.0	44.9	44.1
50°	73.0	66.0	58.5	52.6	47.3	43.8	42.5	41.7	41.2	40.6	40.4
52.5°	65.8	58.3	51.6	46.0	42.0	40.1	39.6	39.0	38.5	38.2	37.9
55°	60.1	52.6	46.5	41.7	38.8	38.2	37.9	37.4	36.9	36.9	36.4
57.5°	53.5	47.0	41.7	38.2	36.6	36.4	36.1	35.8	35.5	35.5	35.3
60°	46.5	41.7	38.2	35.8	35.3	34.7	34.2	33.7	33.4	33.9	34.2
62.5°	39.6	36.6	34.5	33.7	33.2	32.3	31.8	31.3	31.3	31.8	32.6
65°	32.9	31.8	31.3	30.7	30.5	30.2	29.7	29.1	29.1	29.1	29.7
67.5°	28.3	27.8	27.8	27.5	27.3	27.3	26.7	26.2	26.2	26.2	26.2
70°	24.9	25.1	25.1	25.1	24.9	24.6	24.3	23.8	23.5	23.0	22.4
72.5°	23.0	22.7	22.4	22.2	21.9	21.7	21.4	21.1	20.6	20.0	19.5
75°	20.6	20.0	19.2	19.0	18.7	18.2	18.2	17.9	17.4	16.6	16.0
77.5°	17.9	17.4	16.6	16.0	16.0	15.8	15.2	15.0	14.2	13.4	12.8
80°	14.4	13.6	12.8	12.6	12.3	12.0	11.8	11.5	11.2	10.4	10.2
82.5°	10.7	9.9	9.1	8.8	8.5	8.0	7.7	7.7	7.7	7.0	6.4
85°	7.0	5.9	5.1	4.3	4.3	4.0	3.5	2.9	2.4	1.6	1.1
87.5°	3.5	1.9	1.1	0.3	0.3	0.3	0.0	0.0	0.0	0.0	0.0
90°	0.0	0.0	0.0	0.0	0.0	0.0	0.0	0.0	0.0	0.0	0.0



REPORT NUMBER: P173431

CATALOG NUMBER: ENC-FXX-LED-E1-SLL-CWB

CANDELA DISTRIBUTION (continued):

	220°	225°	230°	235°	240°	245°	250°	255°	260°	265°	270°
0°	173.5	173.5	173.5	173.5	173.5	173.5	173.5	173.5	173.5	173.5	173.5
2.5°	170.3	170.0	170.3	170.5	171.6	172.1	172.4	172.4	172.7	173.2	173.5
5°	170.3	168.6	168.6	169.2	169.7	170.5	170.8	170.8	171.0	171.9	172.7
7.5°	171.0	169.7	168.9	168.6	168.9	169.5	169.5	169.5	169.7	170.5	171.3
10°	174.5	172.4	171.0	169.5	168.4	168.1	167.8	167.8	168.4	169.5	170.3
12.5°	177.5	175.1	172.9	170.8	168.6	167.3	166.3	165.7	166.0	167.1	168.6
15°	177.2	173.7	171.3	168.1	165.7	163.8	162.2	161.7	162.0	162.8	164.6
17.5°	171.6	167.6	164.4	160.9	158.2	156.9	156.1	155.8	156.3	158.0	159.6
20°	162.2	156.9	154.5	152.6	150.2	149.4	147.8	147.8	147.5	147.5	148.3
22.5°	150.2	145.1	143.5	142.5	140.1	138.2	136.3	136.0	134.2	134.4	134.2
25°	138.4	132.6	131.0	129.6	126.7	124.0	121.9	120.5	118.4	118.1	117.3
27.5°	125.4	120.3	118.4	116.3	112.8	110.1	107.5	105.6	103.7	101.8	101.3
30°	112.0	107.5	105.6	103.7	99.7	97.3	93.5	90.9	89.3	86.6	85.2
32.5°	99.2	94.9	93.0	90.9	86.3	81.8	79.1	75.9	73.5	70.0	68.4
35°	86.3	82.0	79.1	77.8	73.2	68.4	66.0	61.7	58.8	55.8	55.3
37.5°	74.0	70.0	67.9	64.9	61.5	57.7	53.7	51.3	50.0	49.4	49.2
40°	62.6	59.6	57.5	55.6	52.4	49.7	47.9	47.3	47.3	47.3	47.6
42.5°	54.3	51.6	50.5	48.1	46.5	45.7	45.7	46.0	46.2	46.8	47.3
45°	47.6	45.4	44.6	43.8	43.8	43.6	44.1	44.6	45.4	46.2	46.8
47.5°	42.8	41.2	40.6	40.9	41.4	41.7	42.8	43.6	44.4	44.9	45.4
50°	39.3	37.9	37.4	37.7	38.2	39.0	39.8	40.9	41.7	42.2	42.5
52.5°	37.1	36.1	35.5	35.5	36.4	37.1	38.2	39.0	39.8	40.1	40.6
55°	35.5	34.7	33.9	34.2	35.0	35.5	36.1	36.6	37.1	37.4	38.5
57.5°	34.5	33.4	32.9	33.2	33.4	32.9	33.4	33.9	34.5	35.0	35.5
60°	33.2	32.3	31.5	31.0	30.5	30.5	30.7	31.3	32.3	33.2	33.9
62.5°	31.8	30.7	29.9	29.1	28.3	28.1	28.3	28.9	29.9	31.0	31.5
65°	29.4	28.1	27.3	27.0	26.7	26.5	26.7	27.3	28.3	29.1	29.9
67.5°	25.9	24.9	24.6	24.3	24.1	24.3	24.6	25.1	26.2	27.0	27.8
70°	21.9	21.7	21.4	21.4	21.4	21.7	21.9	23.0	23.8	24.9	25.1
72.5°	18.5	18.2	17.9	18.5	18.5	18.5	19.0	20.3	21.4	22.4	23.0
75°	15.5	15.5	15.2	15.0	15.5	15.5	16.0	17.1	17.9	18.7	19.0
77.5°	12.8	12.6	12.3	12.3	12.6	12.6	12.6	13.1	13.6	13.6	13.6
80°	9.9	9.4	9.1	8.8	8.5	8.0	8.0	8.3	8.3	8.3	8.8
82.5°	5.6	5.3	4.3	3.5	3.5	3.2	2.9	2.9	2.9	3.5	3.8
85°	0.8	0.6	0.3	0.3	0.3	0.3	0.3	0.3	0.3	0.6	0.6
87.5°	0.0	0.0	0.0	0.3	0.3	0.3	0.6	0.6	0.6	0.8	0.8
90°	0.0	0.0	0.0	0.0	0.0	0.0	0.0	0.0	0.0	0.0	0.0



REPORT NUMBER: P173431
 CATALOG NUMBER: ENC-FXX-LED-E1-SLL-CWB

REPORT N
 CATALOG

CANDELA DISTRIBUTION (continued):

CANDELA

	275°	280°	285°	290°	295°	300°	305°	310°	315°	320°	325°	
0°	173.5	173.5	173.5	173.5	173.5	173.5	173.5	173.5	173.5	173.5	173.5	0°
2.5°	173.2	173.7	173.7	174.2	174.2	174.5	175.1	175.1	175.6	175.6	176.1	2.5°
5°	172.7	173.2	173.5	174.2	174.8	175.3	176.1	176.4	177.5	178.0	178.6	5°
7.5°	171.9	172.9	173.5	174.5	175.6	176.4	177.5	178.3	179.6	180.4	181.2	7.5°
10°	171.0	172.7	173.7	175.6	176.9	178.3	180.1	181.0	182.0	183.9	185.2	10°
12.5°	170.3	171.9	173.7	175.6	178.8	180.7	183.1	185.2	186.6	189.2	191.4	12.5°
15°	166.3	167.8	170.5	173.2	176.1	180.1	183.1	187.1	190.6	195.1	198.9	15°
17.5°	160.4	162.0	164.1	166.5	169.7	173.5	178.6	183.6	188.9	196.7	204.2	17.5°
20°	149.1	149.7	151.8	154.5	158.0	162.2	168.1	174.5	182.3	192.4	203.1	20°
22.5°	133.4	133.1	134.2	137.1	140.9	144.6	151.0	158.2	167.1	179.6	195.1	22.5°
25°	115.5	116.5	115.7	119.2	122.7	127.8	133.9	141.6	151.6	166.5	183.1	25°
27.5°	98.9	99.7	100.8	102.4	105.3	110.7	117.3	125.9	137.4	153.4	172.4	27.5°
30°	83.1	82.9	83.7	85.0	87.4	93.5	99.7	110.4	121.9	138.7	159.8	30°
32.5°	66.8	66.6	66.8	68.2	71.4	75.9	83.4	93.0	106.4	122.9	145.4	32.5°
35°	54.8	54.0	54.8	56.7	58.5	62.3	69.5	78.8	90.9	107.2	126.7	35°
37.5°	49.4	49.4	50.2	51.6	53.5	56.4	61.5	68.2	78.8	94.6	111.2	37.5°
40°	47.9	48.1	48.6	49.7	51.6	54.3	58.0	63.9	72.2	84.2	98.4	40°
42.5°	47.6	47.6	47.6	48.1	49.7	52.4	56.7	62.0	69.0	77.5	89.6	42.5°
45°	47.0	46.8	46.8	46.8	48.1	51.1	55.6	61.5	67.9	75.4	84.7	45°
47.5°	45.7	45.4	45.4	45.4	46.5	49.2	53.7	60.4	67.3	75.4	84.7	47.5°
50°	42.8	43.0	43.0	43.3	44.1	46.8	51.6	58.5	66.3	75.1	85.8	50°
52.5°	40.9	41.4	41.7	42.2	42.8	45.2	50.2	58.0	66.3	75.9	87.4	52.5°
55°	39.0	40.1	40.9	41.4	42.0	44.1	50.0	58.8	68.4	79.6	92.2	55°
57.5°	36.1	37.1	37.9	39.3	40.6	43.0	49.2	59.1	71.1	85.0	100.8	57.5°
60°	34.5	35.0	35.3	36.1	36.9	39.8	46.5	57.2	70.3	87.4	108.2	60°
62.5°	32.3	32.9	33.4	33.7	33.9	35.8	41.4	52.6	66.3	84.7	109.6	62.5°
65°	30.5	31.0	31.8	32.1	32.6	33.7	37.4	46.5	59.9	79.6	105.6	65°
67.5°	28.3	29.1	29.7	29.9	30.7	31.3	33.9	41.2	51.3	70.5	95.7	67.5°
70°	25.9	27.0	27.3	27.8	28.3	28.6	30.7	35.3	42.8	56.1	79.9	70°
72.5°	23.5	24.1	24.3	24.9	25.4	25.9	27.3	30.5	35.3	43.0	58.0	72.5°
75°	19.8	20.6	21.1	21.4	21.9	22.2	22.7	24.9	27.8	33.2	41.2	75°
77.5°	14.7	15.5	16.3	17.1	17.6	17.6	18.2	19.2	20.9	24.6	29.4	77.5°
80°	9.4	10.2	10.7	11.2	11.5	12.3	12.8	14.7	15.2	17.9	20.9	80°
82.5°	4.3	5.1	5.3	5.9	6.7	7.2	7.5	8.0	9.4	10.7	12.8	82.5°
85°	0.8	0.8	0.8	1.1	1.1	1.6	1.6	2.1	2.7	2.9	3.5	85°
87.5°	0.8	1.1	1.1	1.1	1.3	1.3	1.3	1.3	1.6	1.6	1.6	87.5°
90°	0.0	0.0	0.0	0.0	0.0	0.0	0.0	0.0	0.0	0.0	0.0	90°



NUMBER: P173431

NUMBER: ENC-FXX-LED-E1-SLL-CWB

DISTRIBUTION (continued):

330°	335°	340°	345°	350°	355°	360°
173.5	173.5	173.5	173.5	173.5	173.5	173.5
176.4	176.1	176.7	177.2	176.9	178.6	177.2
179.3	179.1	179.9	180.4	180.7	181.8	181.5
182.3	182.5	183.9	184.2	185.0	186.3	186.6
185.7	187.1	188.7	189.2	190.6	192.2	194.3
192.7	194.6	196.7	198.3	201.0	204.2	205.5
202.3	206.9	210.3	213.6	217.6	221.3	225.6
210.9	219.7	227.2	233.9	240.3	246.2	251.5
214.9	228.8	240.6	252.8	265.1	273.4	283.3
211.2	230.6	248.8	268.6	287.3	304.1	319.1
203.1	227.2	254.2	282.5	310.8	336.5	360.0
195.6	225.0	256.3	288.7	322.3	353.1	385.1
185.7	217.8	252.0	285.5	322.1	358.1	390.5
171.0	203.6	239.7	276.1	316.7	356.8	394.2
153.7	186.3	223.2	261.4	306.6	351.7	395.3
134.7	166.8	205.3	246.2	292.9	343.4	393.7
118.7	147.3	187.1	231.5	280.6	333.0	387.3
105.8	131.8	169.5	214.4	267.0	321.0	379.0
98.4	120.0	154.5	199.1	252.8	308.4	368.6
96.7	114.1	144.3	187.6	239.2	295.1	355.7
98.4	114.4	139.8	180.4	228.8	283.0	343.7
101.6	117.1	140.3	177.7	224.5	275.8	334.3
106.6	124.3	145.9	180.1	224.0	272.9	328.5
116.8	136.9	158.8	190.0	230.4	276.1	329.3
129.6	153.7	180.1	213.3	245.9	286.8	337.6
137.4	170.3	206.6	245.1	278.5	311.9	358.4
136.6	177.2	228.5	283.3	325.0	357.1	398.0
127.8	172.1	223.2	285.5	348.3	393.4	436.7
106.6	148.1	207.7	282.8	360.0	418.0	474.1
85.0	121.6	178.6	249.4	325.5	384.9	449.5
56.7	85.8	131.8	191.4	246.7	298.3	343.2
38.5	54.3	82.3	125.6	171.3	213.6	247.0
25.7	33.9	47.0	69.2	96.0	122.9	143.3
15.0	18.7	24.1	34.2	50.8	71.6	89.6
4.0	5.1	6.7	8.8	15.8	27.8	38.8
1.6	1.3	1.3	1.3	1.3	1.3	1.3
0.0	0.0	0.0	0.0	0.0	0.0	0.0

(END OF REPORT)